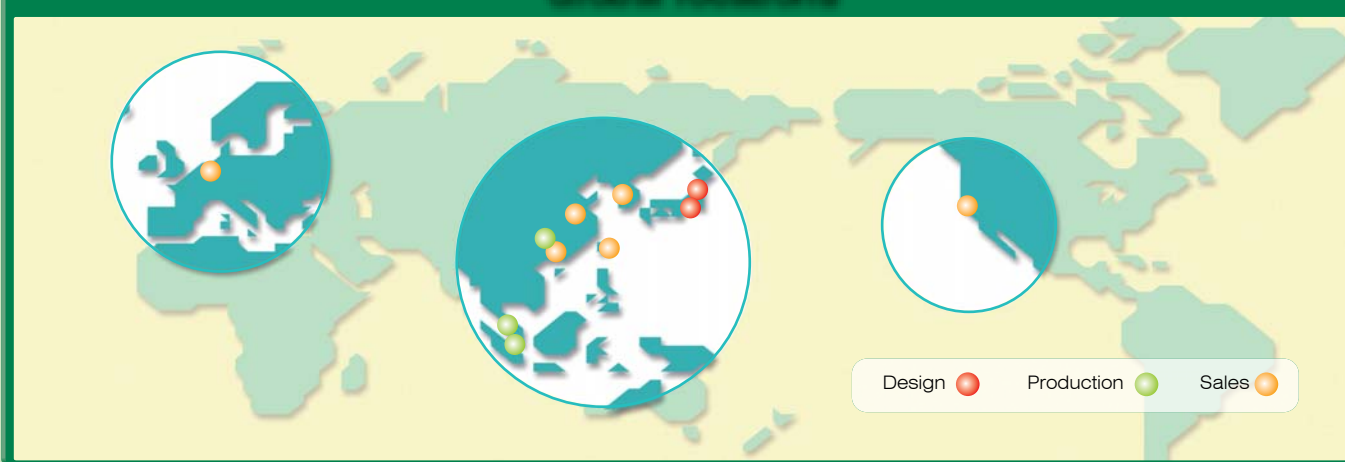


History and Achievements

1946	Established Tokyo Telecommunications Engineering Corporation (currently Sony Corporation).	
1954	Opened the Sendai plant (currently Sendai Technology Center). Co-developed magnetic recording technology with Tohoku University.	
1977		Wide-range power supply for videos
1978		Wide-range power supply for TVs
1981		Resonant power supply for TVs
1983		AC adaptor for videos
1985	Launched overseas business.	Power supply for servers Battery charger for 8-mm video cameras
1989	Developed industry's first mega-Hz resonant circuit.	Battery charger for compact video cameras
1991	Developed lithium-ion secondary battery.	AC adaptor for PCs Lithium-ion secondary battery charger
1992		Power supply for printers
1993	Developed self-excited transistor saturated current resonant power supply (A-Z power supply). Developed separately excited current resonant system (IC development).	
1994	Developed piezoelectric transformer.	
1995		Power supply for projectors
1998		Power supply for networks
2000	Established Sony Fukushima Corporation .	Power supply for flat-screen TVs
2001		Battery charger for digital still cameras
2004	Established Sony Energy Devices Corporation .	AC adaptor for portable video gaming consoles
2006		Power supply for home video gaming consoles Battery charger for power tools
2007	Developed the world's first PFC+ current resonant control IC.	
2009		Power supply for Blu-ray Disc players Battery charger for multi-batteries Lithium-ion secondary battery built-in AC adaptor
2010	Designed an energy-saving AC adaptor compliant with European ErP directive.	

Global locations



Contact Us

Sony Energy Devices Corporation
Energy Division 2
Sales & marketing Department

+81-243-33-4895

Sony Energy Devices Corporation Power Supplies & Battery Chargers



Being environmental friendly is our goal.

Satisfying customers' needs is our mission.

Sony is one of the leaders in providing an eco friendly and efficient power design in a compact solution.

We are innovators in power supplies, adaptors, and battery chargers

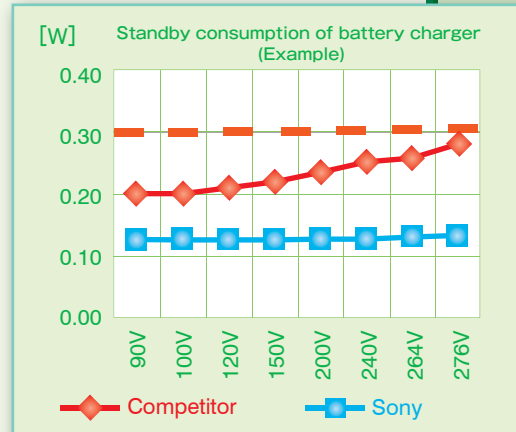
Proactive approach for environment & energy-saving

◆ Energy-saving

By quick response in energy-saving regulation for each country and region such as European EuP directive and California's Appliance Efficiency Regulations, we have achieved efficient and low standby through our high-efficiency and low-noise circuit technology.

◆ Environmental materials

Strict control over the chemical substances in line with the precautionary approach, complying with the environmental regulations such as RoHs directive.



Researched by Sony Energy Devices (with development beginning in 2008).

Quality first

Having a well established quality standards, we focus on maintaining high quality while ensuring cost competitiveness.

In-house design of major components

Being a member of the Sony group we design major components such as ICs and transformers in-house. The capability of design and customizing fulfills customer's needs and expectations.

Market-leading technology

Our industry-leading technology satisfies various form factors and energy-saving needs.

- ◆ Energy-saving technology [Unique low-frequency control]
- ◆ Circuit integration [IC technology, miniaturization, and higher density]
- ◆ Highly efficiency circuit topology [Quasi resonant and current resonant in compliant with energy efficiency standard (Climate Saver Gold / Platinum)]
- ◆ Technology for charging control [Unique CCCV/OCV detection control]

Long experience & reliability

We have more than 30 years of experience in designing and manufacturing power supplies. We provide reliable products based on our valued experience.


A complete battery / power electronics solution

We are capable of providing a complete battery charging power electronics solution. A close collaboration with Sony lithium-ion battery design, QA, production, and sales teams have made things possible in providing a comprehensive of outstanding products. This also leads to immediate response to customer requests and needs.



Speedy response to overseas regulations

With our experience in various safety-standard certifications over the years, we are well aware of the latest changes in overseas regulations for a smooth and appropriate response.



Sony's Portfolio

From compact portable devices to large industrial devices, we offer a wide-range of product lineup supporting various applications.


By utilizing our extensive experience via Sony group, we are able to satisfy and resolve various challenging requirements.

Moreover, many efforts are devoted continuously in improving technologies.




Product lineup

TV on-board power supplies



Application	Input	Output	Type/Characteristics		Certified safety standards		
LED TVs (22 - 60 inch)	100-240V AC	100W – 200W 200W – 300W 300W –	Height (MAX)	<ul style="list-style-type: none"> Ultra-flat ≤ 10mm Flat 12.5mm General 18mm,25mm Entry 35mm,40mm 	<ul style="list-style-type: none"> CCFL LED 	<ul style="list-style-type: none"> OD dimming 1D dimming 2D dimming Supporting 3D ·Blinking ·Current boost 	IEC60065 7th edition

On-board power supplies



AV & Game devices	100-240V AC	100W – 200W	•Low cost •Low standby consumption •High efficiency	IEC60950-1 2nd edition IEC60065 7th edition
Medical devices		150W – 400W	•Low leakage current •Low noise	IEC60601
Servers & Networks		300W – 1000W	•N+1 redundant system •High efficiency: certified by the energy efficiency certification program (GOLD/PLATINUM) •Compliance with telecom standards in each country	IEC60950-1 2nd edition

Power supply units



Servers & Networks	48-60V DC	300W – 5000W	•N+1 redundant system •High efficiency: certified by the energy efficiency certification program (GOLD/PLATINUM) •Compliance with telecom standards in each country	IEC60950-1 2nd edition
--------------------	--------------	--------------	---	------------------------

High-power AC adaptors




Flat-screen TVs	100-240V AC	120W – 150W	Standard type H 40 x W 65 x L 195 mm		<ul style="list-style-type: none"> •High power •Industry's top-level efficiency* •Low standby consumption 0.3 W or less 	IEC60065 7th edition IEC60950-1 2nd edition
Games			Flat type H 18.5 x W 162 x L 235 mm			
PCs, etc.			Stick type H 38 x W 42 x L 238 mm			



The above lineup is an example. Specifications are subject to change. For details, contact us directly.

* Researched by Sony Energy Devices in July 2011

AC adaptors



* The attachment type of plug converter is currently being developed.

Application	Input	Output	Type/Characteristics	Indicator	Output terminal	Specifications for	Plug type
Digital still cameras Smartphones Tablet PCs Camcorders, etc.	100-240V AC	5V – 0.5A	USB type H 22 x W 50 x L 54 mm (Folding plug / Inlet)	LED available/ not available	USB connector 1 or 2 	Japan (J) North America and Canada (UC) Europe (CE) U.K. (CEH) China (CN) Others (Russia, Argentina, etc.)	Fixed plug J/UC/CE/ CEH Folding plug J/UC/CN Inlet type Attachment type*
		5V – 1A	USB type H 22 x W 36 x L 75 mm (Inlet)				
		5V – 1A	USB/Ultra-compact type H 22 x W 30 x L 44 mm (Fixed plug)				
		5V – 1.5A	USB type H 22 x W 36 x L 77.5 mm (Inlet)				
		5V – 1.5A	USB/Ultra-compact type H 23 x W 36 x L 55 mm (Fixed plug)				
		5V – 1.5A	DC plug type H 22 x W 46 x L 61 mm (Inlet)				
5V – 2A	DC plug type H 22 x W 46 x L 76 mm (Inlet)	DC plug cord (EIAJ, etc.) 					

Battery chargers



Digital still cameras Camcorders Single-lens type	100-240V AC	4.2V – 0.7A (Support 1 series)	<ul style="list-style-type: none"> •Li-ion 600 mAh (SP60) special charger •0.1 W or less standby consumption •Satisfies the Electrical Appliances and Material Safety Act "DENAN" 	LED (Charging /Stop/ Error)	Wire-spring terminal Leaf-spring terminal	Japan (J) North America and Canada (UC) Europe (CE) U.K. (CEH) China (CN) Others (Russia, Argentina, etc.)	Folding plug J/UC/CN Inlet type Attachment type*
		4.2V – 0.7A (Support 1 series)	<ul style="list-style-type: none"> •Li-ion 700 mAh (SP70) special charger •0.1 W or less standby consumption •Satisfies the Electrical Appliances and Material Safety Act "DENAN" 				
		4.2V – 0.7A (Support 1 series)	<ul style="list-style-type: none"> •Li-ion 1,020 mAh (SP73) special charger •0.1 W or less standby consumption •Satisfies the Electrical Appliances and Material Safety Act "DENAN" 				
		8.4V – 0.5A (Support 2 series)	<ul style="list-style-type: none"> •For customization •0.1 W or less standby consumption •Satisfies the Electrical Appliances and Material Safety Act "DENAN" •ID authentication and battery remaining indicator are available. 				

Large battery chargers



Gardening Power tools	100V	41V – 2A (Support 10 series)	<ul style="list-style-type: none"> •Supporting 10 series •Unique communications technology •ID authentication is available. •Drip proof is available. 	LED available	Wire-spring terminal	Japan (J) North America and Canada (UC) Europe (CE)	Plug type (cord) Inlet type
	200V				Leaf-spring terminal		
	100-240V				Special connector		

The above lineup is an example. Specifications are subject to change. For details, contact us directly.